

**FW > FUTURE ESTATE**  
Genesis of **ZEN** living

Plot No 16 E, Sector 1 Greater Noida West, UP 201318  
FW Group a unit of (Future World Green Homes Private Limited)

info@fwgroup.com | www.fwgroup.co.in



UPRERAPRJ7371  
TOWER - A



UPRERAPRJ7321  
TOWER - B



UPRERAPRJ7347  
TOWER - C



UPRERAPRJ7386  
TOWER - G



UPRERAPRJ7369  
TOWER - H



UPRERAPRJ7361  
TOWER - I



## An idea born in opulence

---

Future Estate brings together two worlds in perfect harmony a sense of calm, peace, and balance, deeply rooted in greenery and mindful living. It reflects the project's promise of creating a serene residential haven away from the chaos, where every space inspires tranquility.

The class of design adds the defining edge — that elevates Future Estate beyond ordinary living. It stands for exclusivity, modern sophistication, and that touch of panache which makes this address truly iconic.

More than a home —it's a lifestyle statement where peace meets panache, and nature blends seamlessly with modern elegance.



***The mind*** finds stillness  
when free from clutter

***The body*** aligns in harmony  
through simplicity and balance

***The soul*** awakens when both  
move together in quiet awareness

Artist's Impression




  **FUTURE ESTATE**

Genesis of **ZEN** living




*An art piece  
as the art of peace*

## CONCEPT



### *A curated living*

The essence of Peace flows through every detail of the project, creating spaces that inspire mindful and conscious living. From the balanced architectural design to the thoughtful use of natural light, each element is crafted to bring harmony between the inner self and the outer environment. Quiet corners for reflection, open green landscapes, and wellness-focused amenities together cultivate a lifestyle where the body feels grounded, the mind stays uncluttered, and the soul finds peace.

A modern interior space featuring two dark-framed armchairs with light-colored cushions. A potted tree with bare branches stands in the center. The background is a large window with a textured, stone-like wall. The floor is highly reflective, showing the chairs and the tree. The overall color palette is warm and neutral, with browns, greys, and off-whites.

*Home  
is a statement  
of your class*

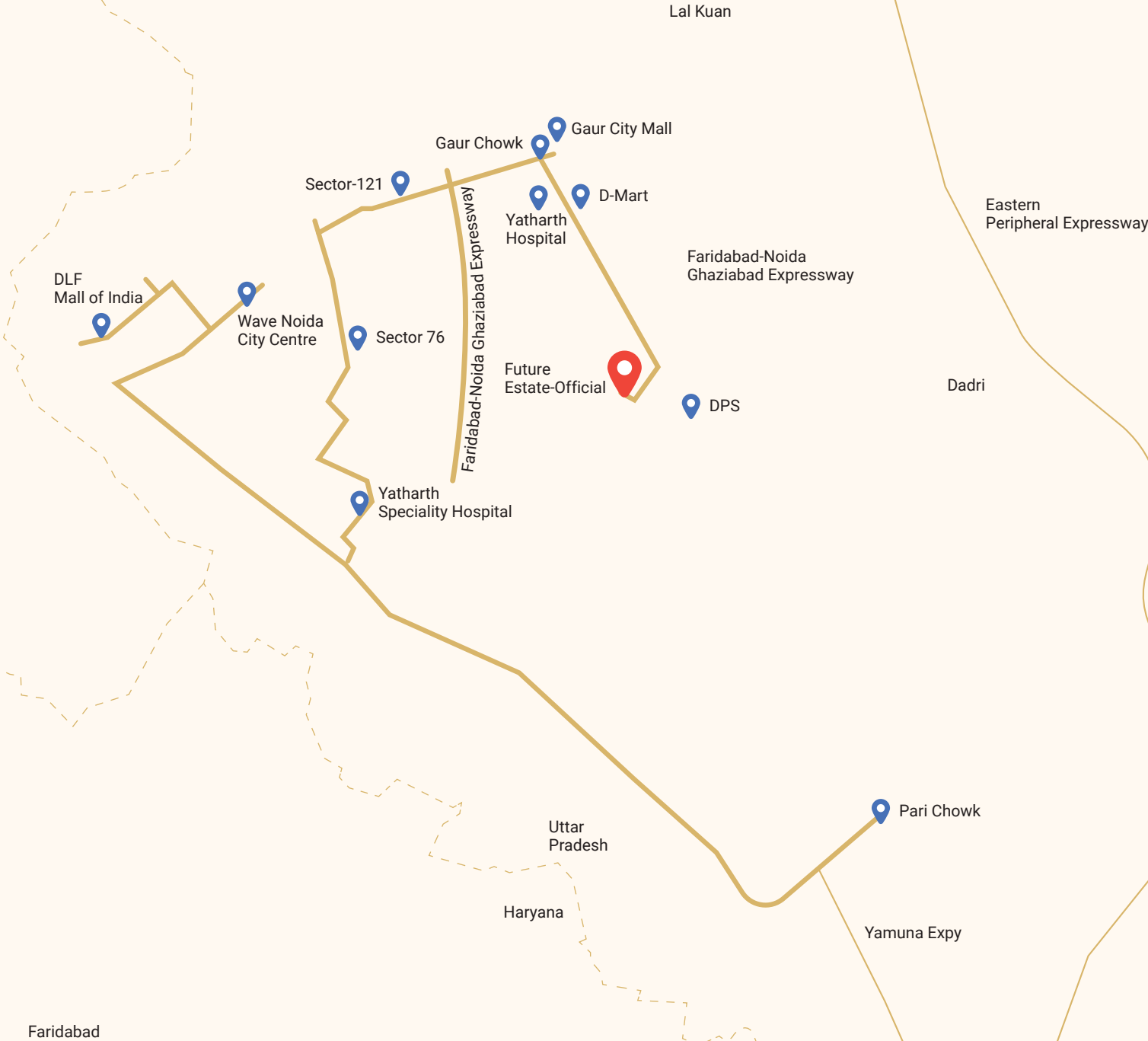
*Rich outside, rare inside*



# Location Map

*In the centre of life*

FNG Expressway	10 minutes
Sector 76 Metro	15 minutes
Gaur City Mall	8 minutes
Yatharth Hospital	5 minutes
Pari Chowk	25 minutes
Noida City Center	20 minutes
DLF Mall of India	25 minutes
Kailash Hospital	20 minutes



# Master Plan



## Podium Legends

- |                      |                             |                      |
|----------------------|-----------------------------|----------------------|
| 1. Ceremonial lawn   | 8. Yoga lawn                | 15. Performance deck |
| 2. Amphitheatre      | 9. Paddle Tennis court      | 16. Cultural court   |
| 3. Experiential zone | 10. Herb garden             | 17. Serenity garden  |
| 4. Canopy space      | 11. Tree plaza with seating | 18. Knolls           |
| 5. Sculpture court   | 12. Youth corner            | 19. Reflexology path |
| 6. Kid's play area   | 13. Senior citizen court    | 20. Grove            |
| 7. Outdoor Gym       | 14. Strolling path          |                      |

## Ground Floor Legends

- |                        |                        |
|------------------------|------------------------|
| 21. Entry / Exit       | 28. Canopy space       |
| 22. Entry plaza        | 29. Fruit orchard      |
| 23. Experiential plaza | 30. Water feature wall |
| 24. Drive              | 31. Golf cart parking  |
| 25. Drop-offs          | 32. Green wall         |
| 26. Retail plaza       | 33. Feature wall       |
| 27. Cricket pitch      | 34. Pet park           |

*Mindfulness is the journey not destination*



*When outside  
meets inner peace*  
A curated home

Artist's Impression



*If you realise you have enough  
you are truly rich*

At Future Estate Zen-X, every detail is inspired by the calm elegance of Japanese resort living. Minimalist architecture, soothing landscapes and thoughtfully designed spaces create an environment where serenity flows as effortlessly as nature itself. Imagine waking up to Zen gardens, walking through calming courtyards, and finding balance in spaces crafted for mindfulness and modern comfort. Zen-X isn't just a home—it's a retreat, where simplicity becomes luxury and every day feels like a resort getaway.



# *Amenities*

## **2 LUXURY CLUBHOUSES**

Entrance Drop off Area

Entrance Lobby with waiting area

Golf Cart Facility

AC Gymnasium

SPA

Library

Podium Based Project

Badminton Court

Basket Ball Area

Indoor Games

Play Station area for kids

Multipurpose Banquet Hall

Tensile Seating Area

Elder's Seating Area

Yoga & Meditation Zone

Zumba / Aerobics Floor

Jogging Track

Internet Connectivity

Intercom Connectivity

Wheel chair for Elders

Ambulance on call

3 Tier Security

Cafeteria



CLUB  
Zenesis

Artist's Impression





# CLUB Zenesis

## Ground Floor


Pre-Function Area  
Kitchen  
Restaurant  
Reception  
Banquet Hall  
Toilets  
Kid's Play Area  
Senior Citizen Lounge  
Business Centre  
Pantry

## First Floor


Lounge  
Trainer's Cabin  
Gym  
Spa  
Changing Room  
Toilets

## Second Floor

Sports Zone  
Lounge  
Golf Simulator  
Theatre  
Toilets  
Terrace Floor  
Pool with Deck and Bar  
Changing Room  
Pantry and Storage

A sepia-toned photograph of a modern interior space. On the left, a large window with vertical wooden slats allows light to filter through. A flowering branch, possibly cherry blossoms, extends from the left side into the frame. In the center, a large window with a grid pattern looks out onto a bright, overexposed area. In the foreground, there is a minimalist wooden armchair with a light-colored cushion on the left, and a low, wide wooden sofa with two light-colored rectangular cushions on the right. A low wooden coffee table sits in front of the sofa, holding two small, dark, bowl-like objects. The overall atmosphere is calm and serene.

*A flower does not compete  
with a flower beside it. It just blooms*




# Floor Plan

# Floor Plan

TYPE C2 - 2BHK + 2T + L

CARPET AREA = 704.29 sqft  
BALCONY AREA = 152.96 sqft  
BUILT UP AREA = 1000.61 sqft  
**SUPER AREA = 1435 sqft**



Tower A & B

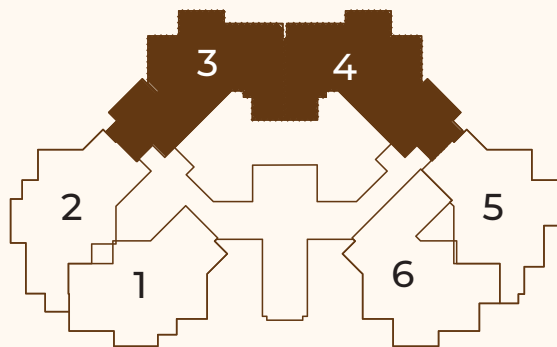


Disclaimer: The depiction of images of layout and features as mentioned above are based on artistic impression. The customers are advised to check and re-verify the layout and features as mentioned from the website of RERA and/or from the office of the Developer. 1Sq mtr. = 10.764 sq. ft. The dimensions are from the unfinished walls (including skirting thickness).

# Floor Plan

TYPE C1 - 2BHK + 2T + S

CARPET AREA = 676.09 sqft  
BALCONY AREA = 225.29 sqft  
BUILT UP AREA = 1005.46 sqft  
**SUPER AREA = 1335 sqft**



Cluster Plan Tower A, B & C

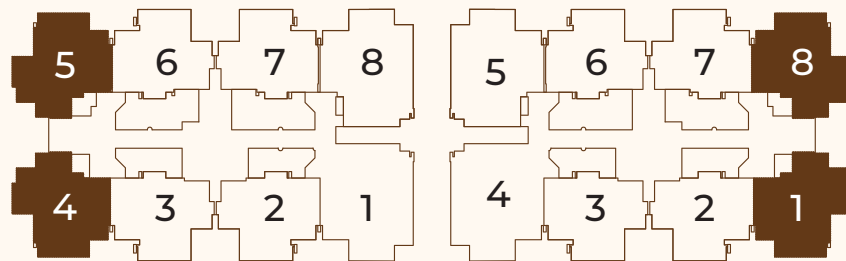


Disclaimer: The depiction of images of layout and features as mentioned above are based on artistic impression. The customers are advised to check and re-verify the layout and features as mentioned from the website of RERA and/or from the office of the Developer. 1Sq mtr. = 10.764 sq. ft. The dimensions are from the unfinished walls (including skirting thickness).

# Floor Plan

TYPE B2 - 2BHK + 2T

CARPET AREA = 644.76 sqft  
BALCONY AREA = 177.93 sqft  
BUILT UP AREA = 916.01 sqft  
**SUPER AREA = 1240 sqft**



Cluster Plan (Tower H)

Cluster Plan (Tower G & I)

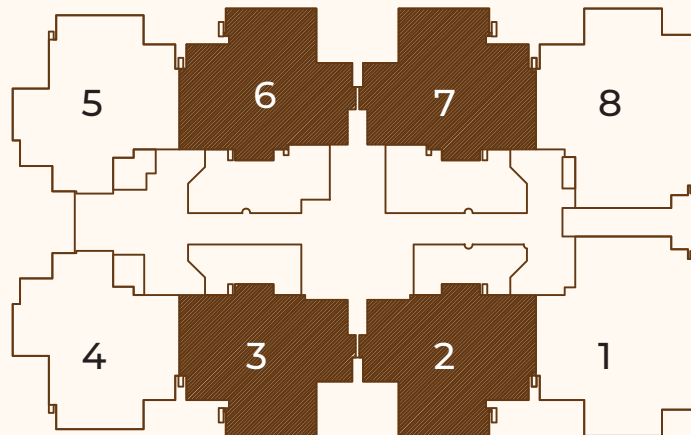


Disclaimer: The depiction of images of layout and features as mentioned above are based on artistic impression. The customers are advised to check and re-verify the layout and features as mentioned from the website of RERA and/or from the office of the Developer. ISq mtr. = 10.764 sq. ft. The dimensions are from the unfinished walls (including skirting thickness).

# Floor Plan

TYPE B1 - 2BHK + 2T

CARPET AREA = 602.03 sqft  
BALCONY AREA = 157.05 sqft  
BUILT UP AREA = 862.08 sqft  
**SUPER AREA = 1170 sqft**



Current Plan ( Tower G, H & I )

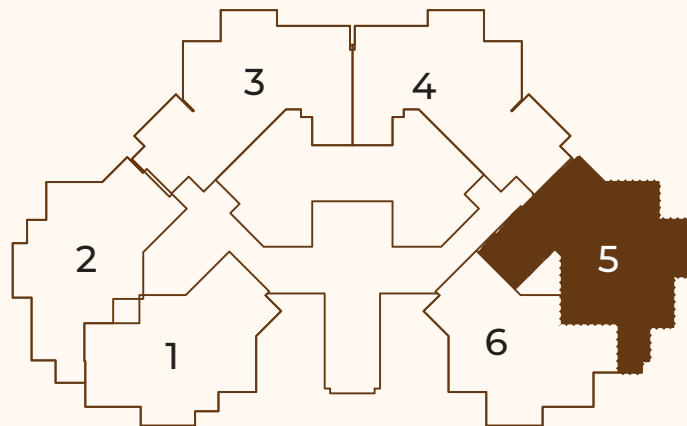


Disclaimer: The depiction of images of layout and features as mentioned above are based on artistic impression. The customers are advised to check and re-verify the layout and features as mentioned from the website of RERA and/or from the office of the Developer. 1Sq mtr. = 10.764 sq. ft. The dimensions are from the unfinished walls (including skirting thickness).

# Floor Plan

TYPE A2 - 2BHK + 2T

CARPET AREA = 597.23 sqft  
BALCONY AREA = 155.11 sqft  
BUILT UP AREA = 822.79 sqft  
**SUPER AREA = 1130 sqft**



Cluster Plan Tower C




Disclaimer: The depiction of images of layout and features as mentioned above are based on artistic impression. The customers are advised to check and re-verify the layout and features as mentioned from the website of RERA and/or from the office of the Developer. ISq mtr. = 10.764 sq. ft. The dimensions are from the unfinished walls (including skirting thickness).

# Floor Plan

TYPE A1 - 2BHK + 2T

CARPET AREA = 573.08 sqft  
BALCONY AREA = 204.95 sqft  
BUILT UP AREA = 834.53 sqft  
**SUPER AREA = 1110 sqft**



Cluster Plan (Tower A & B)

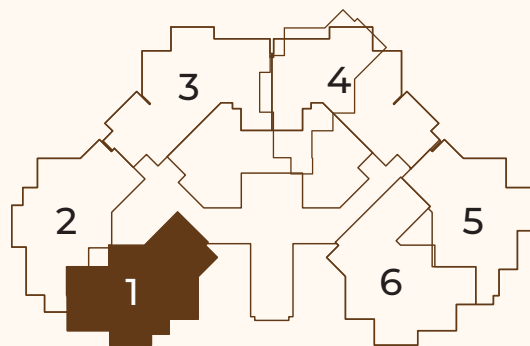


Disclaimer: The depiction of images of layout and features as mentioned above are based on artistic impression. The customers are advised to check and re-verify the layout and features as mentioned from the website of RERA and/or from the office of the Developer. 1Sq mtr. = 10.764 sq. ft. The dimensions are from the unfinished walls (including skirting thickness).

# Floor Plan

TYPE A1 - 2BHK + 2T

CARPET AREA = 573.08 sqft  
BALCONY AREA = 152.85 sqft  
BUILT UP AREA = 834.53 sqft  
**SUPER AREA = 1110 sqft**



Cluster Plan (Tower A & B)



Disclaimer: The depiction of images of layout and features as mentioned above are based on artistic impression. The customers are advised to check and re-verify the layout and features as mentioned from the website of RERA and/or from the office of the Developer. 1Sq mtr. = 10.764 sq. ft. The dimensions are from the unfinished walls (including skirting thickness).

# Specifications

SPECIFICATIONS OF APARTMENTS AND OTHER BUILDINGS INCLUDING THE FOLLOWING		
Sr. No.	Particular	Description
1	Flooring Details of Various Parts of House	Vitrified Tiles
2	Wall Finishing Details	Emulsion Paint/OBD
3	Kitchen Details	Vitrified Tiles/Granite Tan Brown
4	Bathroom Fittings	All Sanitary Fixtures of Premium Brand
5	Wood Work Etc	N/A
6	Doors and Windows Frames	UPVC/Aluminium Doors/Window Prominence with IPS 467 Green Glass (Saint Gobain)
7	Glass Work	High Performance Glass
8	Electric Fittings	Geysers & Exhaust Fan Provision only in Kitchen & Toilets Modular Switches & Sockets, Copper Wiring of Branded Make
9	Conduiting and Wiring Details	PVC Conduiting & FRLS Wiring
10	Cupboard Details	N/A
11	Water Storage	RCC Tank
12	Lift Details	High Speed Elevators
13	External Glazings	Curtain Glazing with High Performance Glass - Thyssenkrupp
13.1	Windows/Glazings	Upvc/Aluminium/Doors/Window with High Performance Glasses
14	Doors	Hard Wood Door Frame & Designer Veneer/Laminated Flush Door Shutter
14.1	Main Doors	Designer Laminated Flushed Door As/Design
14.2	Internal Doors	Laminated Flushed Door with Wooden Architrave & Frame
15	Air Conditioning	N/A
16	PNG Pipe Line	Provision of IGL Pipe Line
17	Provision of Wifi and Broadband Facility	Connectivity Provision Through Service Provider
18	External Finishing/Colour Scheme	Rustic Finish Paint with Weather Shield Max Top Coat
19	Internal Finishing	Plastic Emulsion paint

LIVING/DINING/FOYER/FAMILY LOUNGE		
Sr. No.	Particular	Description
1.1	Floor	Vitrified Tiles
1.2	Walls	Emulsion Paint/OBD
1.3	Ceiling	Acrylic Emulsion Paint

MASTER BEDROOM/DRESSROOM		
Sr. No.	Particular	Description
2.1	Floor	Vitrified Tile
2.2	Walls	Emulsion Paint/OBD
2.3	Ceiling	Emulsion Paint/OBD
2.4	Modular Wardrobes	N/A

ALL TOILETS		
Sr. No.	Particular	Description
3.1	Floor	Anti-skid Vitrified Tiles
3.2	Walls	Ceramic/Vitrified Tiles upto 7ft Ceiling
3.3	Ceiling	Moisture Resistant Gypsum/Board False Ceiling
3.4	Sanitary Ware/CP Fittings	- White Sanitary Fixtures of Premium Brands - CP Fittings of Premium Brands

BED ROOMS		
Sr. No.	Particular	Description
4.1	Floor	Vitrified Tiles
4.2	Walls	Emulsion Paint/OBD
4.3	Ceiling	Emulsion Paint/OBD
4.4	Wardrobes	N/A

TOILET		
Sr. No.	Particular	Description
5.1	Floor	Anti-skid Vitrified Tiles
5.2	Walls	Ceramic/Vitrified Tiles Upto 7ft Heights
5.3	Ceiling	Moisture Resistant Gypsum/Board False Ceiling
5.4	Sanitary Ware/CP Fittings	- White Sanitary Fixtures of Premium Brands - CP Fittings of Premium Brands
5.5	Fixtures	All Sanitary Fixtures of Premium Brand

KITCHEN		
Sr. No.	Particular	Description
6.1	Floor	Vitrified Tiles
6.2	Walls	Ceramic Tiles Upto 1500mm Level from FFL
6.3	Ceiling	Emulsion Paint / OBD
6.4	Counters	Granite Counter Tan Brown
6.5	Fixtures	All Sanitary Fixtures of Premium Brand
6.6	Kitchen Appliances	Stainless Steel Sink of Premium Brand

UTILITY ROOMS/UTILITY BALCONY/TOILET		
Sr. No.	Particular	Description
7.1	Floor (Room)	Vitrified Tiles
7.2	Walls (Room)	OBD/Ceramic Tiles Dado 1500mm High
7.3	Ceiling (Room)	OBD
7.4	Floor (Toilet & Balcony)	Anti-skid Vitrified Tiles
7.5	Walls (Toilet)	Ceramic Tiles upto False Ceiling
7.6	Ceiling (Toilet)	Moisture-Resistant Gypsum False Ceiling As/Design
7.7	Balcony (Wall)	Weather Proof Paint
7.8	Balcony (Ceiling)	Weather Proof Paint

SIT-OUTS		
Sr. No.	Particular	Description
8.1	Floor	Anti-skid Vitrified Tiles
8.2	Walls & Ceiling	Weather Proof Paint
8.3	Railings	MS Railing of Jindal/Apollo
8.4	Fixtures	N/A



# *Consultants & Resources*

Architect  
**CONFLUENCE**

Landscape Architect





*Curated spaces  
for the soul*



*Where soul leaves an imprint*



*Walk the life to luxury*

